



**North Oxfordshire Academy**

The best in everyone™

Part of United Learning

# IT Guide to Homework

Are you a parent trying to help your child login to the many home learning platforms?





**All homework applications can easily be found here, all in one place!**



**SCAN ME**



<https://www.northoxfordshire-academy.org/studentportal>



# TOP TIPS FOR PARENTS

## 01

All students should know their login details

## 02

Access outside of school is always their email address

## 03

Password is the same as it is in school – for all homework apps!



## 04

Student to report to IT office if credentials are not working!

## 05

If it works in school, it works outside of school



# MICROSOFT TEAMS




**1** Enter your school email address in to the 'sign-in address' box and then select Sign-in.

*School email addresses begin with a 2-digit number followed by the first 2 initials of your child's first name and then their full surname. For example*

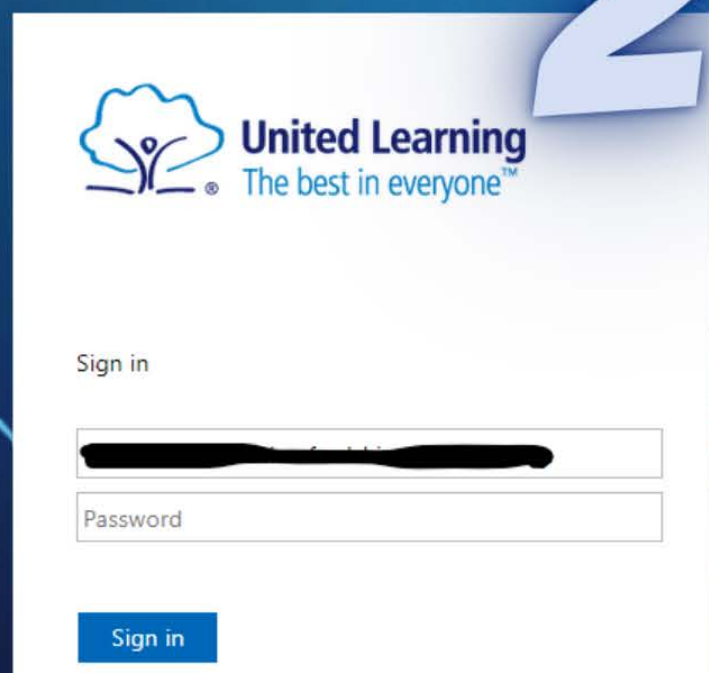
*19jobloggs@northoxfordshire-academy.org*

**2**

Enter your Childs password.



Microsoft  
Sign in  
Email address, phone number or Skype  
No account? [Create one!](#)  
Can't access your account?  
Back Next



United Learning  
The best in everyone™  
Sign in  
[Redacted Email Address]  
Password  
Sign in



- 1 Click on 'Continue with Microsoft'
- 2 Enter your Childs school email address
- 3 Enter your Childs password.

1 Login  
Welcome back

Continue with Google OR Continue with Microsoft

Email

Password

Show password [Forgot your password?](#)

Login with email

3

United Learning  
The best in everyone™

Sign in

.....

Sign in

2

Microsoft  
Sign in

Email address, phone number or Skype

No account? [Create one!](#)

Can't access your account?

Back Next





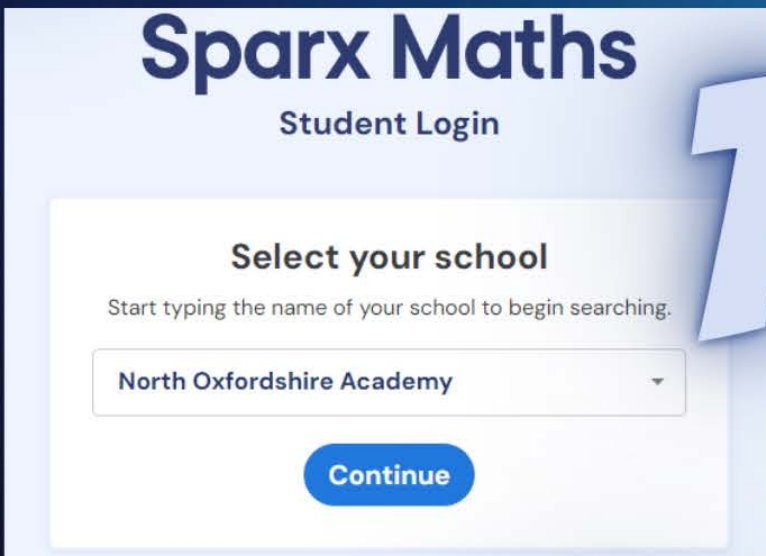
# SPARX



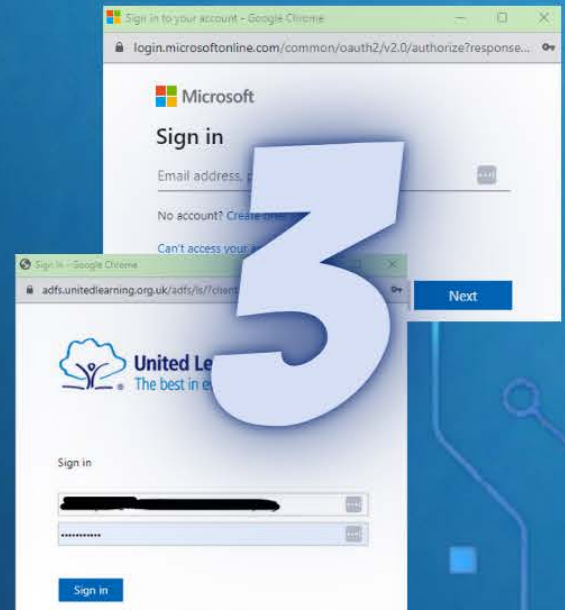
**1** Type the name of our school.

**2** Click 'Login to Sparx using Microsoft'


**3** Again at the prompts enter the student email address (click next) followed by their password. As per all previous page instructions.



**1**



**3**



**2**



# 1

Click 'Office 365'.

# 2

Again at the prompts enter the student email address (click next) followed by their password. As per all previous page instructions.

## Welcome to Bedrock Learning

Sign in

[Forgotten your password? \(Staff & Guardians\)](#)

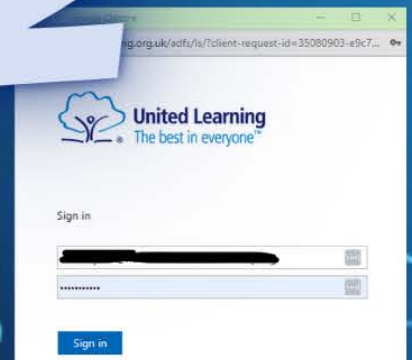

Or log in with...



Office 365



Google





Follow us on  
facebook

[facebook.com/northoxfordshireacademy](https://facebook.com/northoxfordshireacademy)



**North Oxfordshire Academy**

The best in everyone™

Part of United Learning